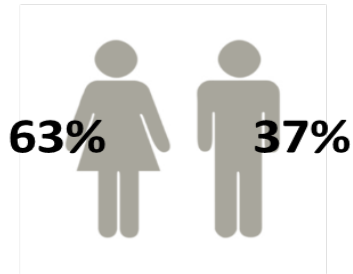


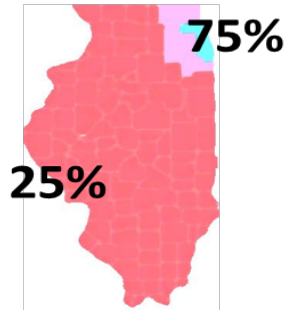
## Figure 6.0 of the 2019 ISAC Data Book

### Characteristics of Paid Dependent/Independent Combined MAP Recipients FY2019

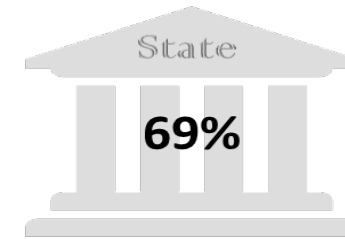
Almost two-thirds of MAP recipients are women.



Three quarters of MAP recipients are from Chicago or the collar counties



A majority of MAP recipients attend a public university or a public community college

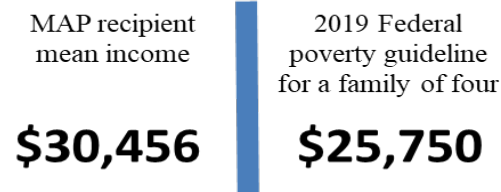


More than half of MAP recipients have no resources for college.



53 percent have a federal Expected Family Contribution (the amount they can be expected to pay toward college) of zero.

MAP recipients are from low-income households.



MAP recipients come from larger sized households on average.

